


CODA AND CAFEDAK STRATEGY FOR HAWAIIAN COFFEE PRODUCTION


PROGRAM OVERVIEW




Pre-bloom Phase



Full Bloom Phase



Fruit Development Phase



Fruit Coloring and Maturation Phase

* **Cafedak**
2.5 pt./acre
Always keep Cafedak in rotation with your pesticide program in order to help keep CLR under control throughout the season.

1) **Codan Plus**
2 pt./acre
Apply once, during the green cluster phase to promote better floral flushing.

2) **Codan Plus**
2 pt./acre
Apply once, at full bloom in order to promote better fruit set.

3) **Fruitmax 10**
2 pt./acre
Apply once, directly after fruit set and then 2 more times at 15-day intervals in order to promote better fruit uniformity and size.

4) **Codafol K24 + Codabrix**
2 pt. + 2 pt./acre
Apply once, before coloring begins, and then again when fruit changes color in order to increase brix and make maturation more uniform.